

ACC ATHLETICS



D DIVISION

13 SEPTEMBER 2024

WA ATHLETICS STADIUM

PARTICIPATING SCHOOLS



Aranmore Catholic College

Navy blue with red shoulder panel singlets; navy shorts.

ARA



John Paul College

Maroon, blue & grey singlet.

JPC



Kennedy Baptist College

Navy blue with sky blue panelled t-shirt & navy shorts.

KBC



La Salle College

Green singlet with red & gold diagonal stripe; green shorts.

LSC



Lumen Christi College

Light blue singlet with burgundy panel; burgundy shorts, black bike pants.

LCC



Mercy College

Yellow singlet with blue trim and navy blue shorts.

MCY



Quinns Baptist College

Black & teal singlet. Teal or black shorts.

QBC



Ursula Frayne Catholic College

Black singlet with red/white horizontal panel; black shorts.

UFC

LANE AND TRIES ORDER

	Lane 1	Lane 2	Lane 3	Lane 4	Lane 5	Lane 6	Lane 7	Lane 8
1500 m	Lumen Christi	La Salle	John Paul	Kennedy	Quinns	Ursula Frayne	Aranmore	Mercy
200 m	Mercy	Lumen Christi	La Salle	John Paul	Kennedy	Quinns	Ursula Frayne	Aranmore
800 m	Aranmore	Mercy	Lumen Christi	La Salle	John Paul	Kennedy	Quinns	Ursula Frayne
400 m	Ursula Frayne	Aranmore	Mercy	Lumen Christi	La Salle	John Paul	Kennedy	Quinns
Relay	Quinns	Ursula Frayne	Aranmore	Mercy	Lumen Christi	La Salle	John Paul	Kennedy

	Lane 5	Lane 6	Lane 7	Lane 8	Lane 9	Lane 10	Lane 11	Lane 12
Hurdles	Kennedy	Quinns	Ursula Frayne	Aranmore	Mercy	Lumen Christi	La Salle	John Paul
100 m	John Paul	Kennedy	Quinns	Ursula Frayne	Aranmore	Mercy	Lumen Christi	La Salle

	1st	2nd	3rd	4th	5th	6th	7th	8th
SP, D, J	La Salle	John Paul	Kennedy	Quinns	Ursula Frayne	Aranmore	Mercy	Lumen Christi
LJ, HJ	Lumen Christi	La Salle	John Paul	Kennedy	Quinns	Ursula Frayne	Aranmore	Mercy



AGE CLASSIFICATION & CATEGORIES

All ACC carnivals use one age cut-off date for age group classification. This date is 30th June.

Competitors are permitted to compete in one age group only, for all events. A competitor who qualifies to compete in U14 (i.e. was under 14 years of age on 30th June), but elects to compete in U15 for his or her FIRST EVENT, must remain in U15 for all other events, including relays.

The Junior and Senior age categories within each division of carnival are as follows.

	Junior	Senior
A, B, C, D, E & F Divisions	U13, U14 & U15	U16 & U19
G, H & I Divisions	U13 & U14	U15 & U19
J Division	U13 & U14	U19

POINTS ALLOCATION

	1st	2nd	3rd	4th	5th	6th	7th	8th
DIV 1	12	11	10	9	8	7	6	5
DIV 2	8	7	6	5	4	3	2	1
RELAYS	24	22	20	18	16	14	12	10

TROPHIES

At all carnivals, trophies are awarded in the following 7 categories:

Junior Boys	Senior Boys	Aggregate Boys	Combined Aggregate
Junior Girls	Senior Girls	Aggregate Girls	

If a category has two schools with equal highest scores, the schools involved will share the trophy.

POST CARNIVAL

In conjunction with the 'Conditions of Participation', it is agreed that in the post carnival period the ACC management will additionally scrutinize all results from the ten carnivals. This stage of the scoring process represents the final determination of results. If points scores differ from those announced at the carnival the schools involved will be notified and minimum process used should any trophies need to be transferred. The final point tallies will be published on the ACC website and in the ACC Yearbook.



[instagram.com/accsport1](https://www.instagram.com/accsport1) #accsport

COMPETITION RULES

- All events are conducted under IAAF rules unless stated otherwise in this booklet or the athletics charter.
- Competitors are to compete under one registered number only. Their number must be written legibly on the back of their left hand.
- For all track events, competitors MUST report to the marshalling marquee before the event to register their name and number. Marshalling marquees are located adjacent to the start of the event type.
- If a competitor equals, but does not better the record, the record is considered as a shared record.
- Competitors are not to be inside the arena unless they are competing in an event.
- There is no limit to the number of events an individual competitor may compete in.
- Competitors are to be dressed in the official athletics uniform of their school. The Chief Referee has the power to disqualify a competitor who is not suitable dressed.
- A high jump competitor must at least clear the starting height to be awarded a place and therefore points.
- In relay events no student, coach or staff member is to be inside the arena. Athletes must remain on the outside of the track or in the marshalling marquee while waiting for their event.
- All throwing instruments are supplied. Personal throwing instruments are not to be used.
- Start Rule: Only one false start per race is allowed without the disqualification of the athlete(s) making the false start. Any athlete(s) making further false starts in the race shall be disqualified. Any competitor(s) responsible for the first false start will be warned. At the same time, all the other competitors will also be warned. Any athlete making a further false start will be immediately disqualified.
- Footwear must be worn by all competitors in all events. Spikes can be worn in all events except for discus and shot put. Spikes must conform to the following rules; 1. All spikes must be blunt Christmas Tree, Pyramid/Cone shaped. Sharp needle point spikes are not allowed; 2. Track spikes must not exceed 7mm and field spikes must not exceed 9mm, except for Javelin and High Jump which must not exceed 12mm.
- Crouch start and use of blocks are optional.

SIMULTANEOUS TRACK/FIELD COMPETITORS

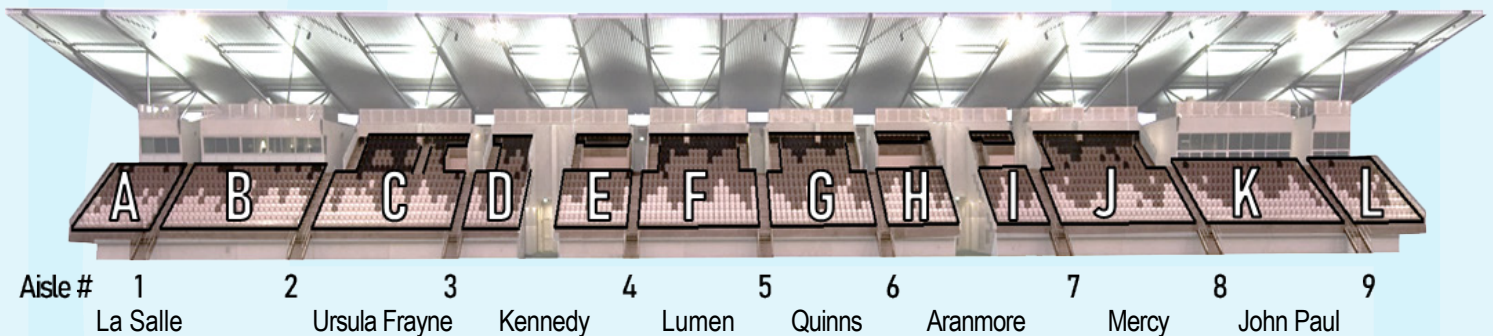
- Field and track event athletes are permitted to leave the field and re-continue after having competed in the track event.
- Field event officials will only wait for the return of competitors up to 15 minutes after the start of the next event at that location. If it is the last event of the day at that site the official will wait 15 minutes after the last competitor.
- To avoid having to return to the field event, a competitor has the option of completing his/her three attempts in succession, outside of the normal tries order, except high jump.
- The “returning” competitor in high jump events must re-commence jumping at the current height.
- Track athletes can also use a “dummy” student to marshal for their track event if they are caught up at a field event.
- Competitors may only leave a field event if they have reported to the site and had their name and number registered in the event.

SEATING ALLOCATION

	Grandstand Block and number of seats (allow for natural boundaries)	Total Seats	Entry / Exit Aisle	Competitor Shade Sail
<i>John Paul</i>	K 110 seats (front)	110	8	17 & 18
Mercy	J 110 seats (front)	110	7	15 & 16
Aranmore	H 110 seats / I 84 seats	194	6	13 & 14
Quinns	G 150 seats (front)	150	5	11 & 12
Lumen Christi	F 184 seats (front)	184	4	9 & 10
Kennedy	D 85 seats (front) / E 110 seats	195	4	7 & 8
Ursula Frayne	C 250 seats / D 18 seats (rear)	268	3	5 & 6
La Salle	A 104 seats / B 96 seats (front)	200	1	3 & 4
parent/public	B 104 seats (rear) / Grass Shade Sail 1 & 2	104	2	1 & 2
spare	L 104 seats / K 90 seats / J 158 seats / G 50 seats / F 53 seats	455		

The number of seats in each block of the Grandstand is as follows:
 A 104, B 200, C 250, D 103, E 110, F 237, G 200, H 110, I 84, J 268, K 200, L 104

Parents/public spectators are to sit in their allocated block,
 not with the school they have come to support.



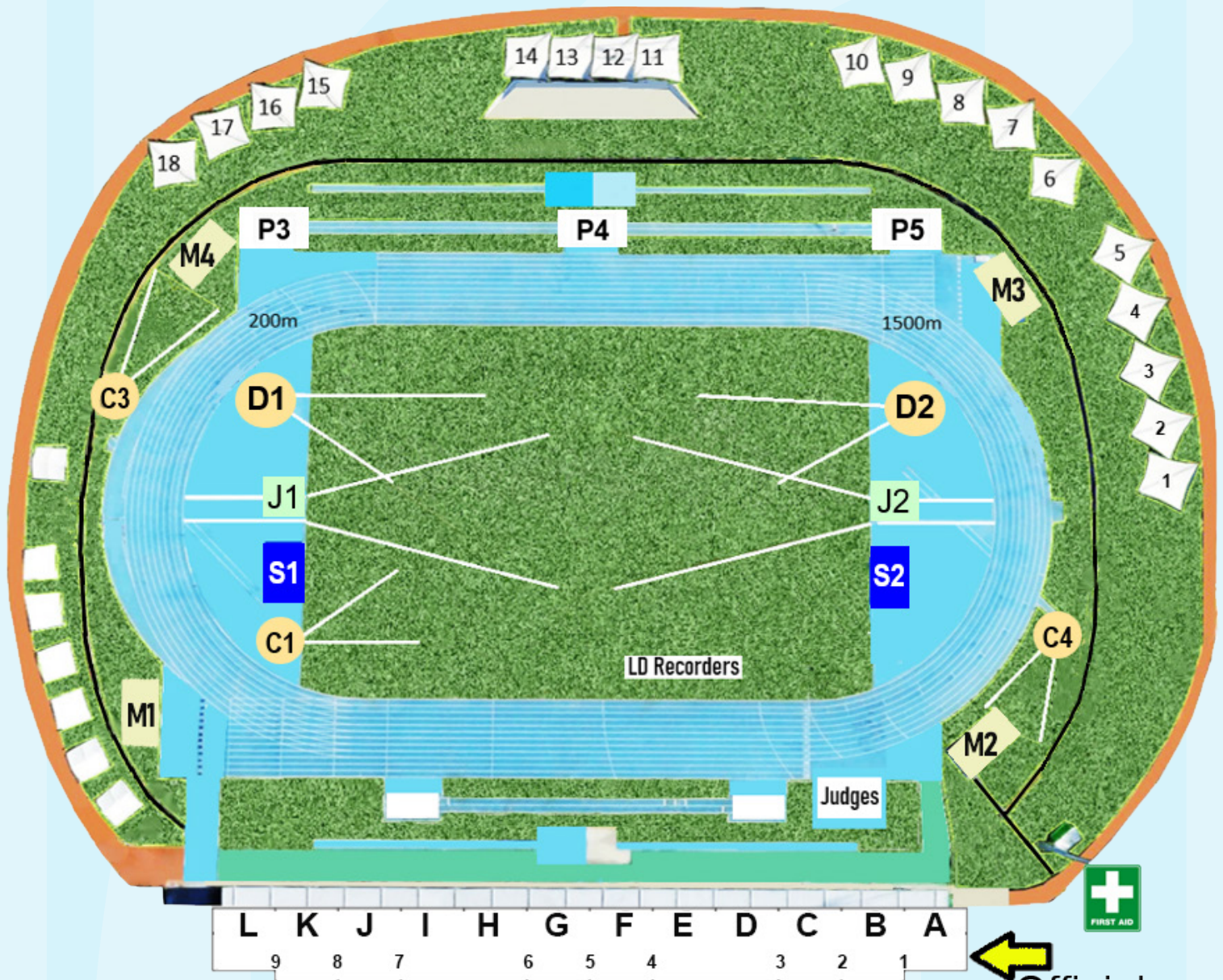
ARENA LAYOUT

Field Event Sites

Discus	D1, D2, D3
Javelin	J1, J2, J3
Shot Put Circles	C1, C3, C4
High Jump Stands	S1, S2
Long Jump Pits	P3, P4, P5

Track Marshalling

Hurdles, 100m, Relay runner 4	M1
400 m, 800 m, Relay runner 1	M2
1500 m, Relay runner 2	M3
200 m, Relay runner 3	M4



Officials
Check In
(Ground Floor)

Note: Only event officials and students competing in events should be on the arena inside the fence.

All other students, staff members and spectators are to remain outside of the fencing and behind the rope barrier adjacent to the 100m track.

D3 & J3



Event sites D3 & J3 are located 300m South at UWA Sports Park

WEIGHTS AND MEASURES

HIGH JUMP STARTING HEIGHTS (in metres)

In all carnival divisions, the starting height for division 2 competitors is stated below;

the starting height for division 1 competitors will be 5 cm higher.

All height increments will be 5 cm up until the final 3 competitors; then 3cm to the final top 3 places.

Carnival Division

	A	B, C & D	E & F	G	H	I	J
u13 Girls	1.10	1.10	1.10	1.05	1.05	1.00	1.00
u14 Girls	1.15	1.15	1.15	1.10	1.10	1.10	1.05
u15 Girls	1.20	1.20	1.15	1.15	1.15	1.05	
u16 Girls	1.25	1.20	1.15				
u19 Girls	1.25	1.25	1.20	1.15	1.10	1.10	1.05
u13 Boys	1.20	1.20	1.15	1.15	1.15	1.15	1.10
u14 Boys	1.30	1.30	1.25	1.20	1.20	1.15	1.15
u15 Boys	1.35	1.35	1.30	1.25	1.25	1.20	
u16 Boys	1.45	1.40	1.40				
u19 Boys	1.55	1.50	1.50	1.40	1.40	1.30	1.30



[instagram.com/accsport1](https://www.instagram.com/accsport1) #accsport

WEIGHTS AND MEASURES



THROWING EVENTS				
Gender	Age	SHOT Weight Kg	JAVELIN Weight Kg	DISCUS Weight Kg
GIRLS	U13	3	400	750g
	U14	3	400	1
	U15	3	500	1
	U16	3	500	1
	U19	3	500	1
BOYS	U13	3	600	1
	U14	3	600	1
	U15	4	700	1
	U16	4	700	1
	U19	5	700	1.5



HURDLES							
Gender	Age	Distance	Flights	Start	Between	Finish	Height
GIRLS	U13	80m	9	12m	7m	12m	76.2cm
	U14	80m	9	12m	7m	12m	76.2cm
	U15	90m	9	13m	8m	13m	76.2cm
	U16	90m	9	13m	8m	13m	76.2cm
	U19	100m	10	13m	8.5m	10.5m	76.2cm
BOYS	U13	80m	9	12m	7m	12m	76.2cm
	U14	90m	9	13m	8m	13m	76.2cm
	U15	100m	10	13m	8.5m	10.5m	84cm
	U16	100m	10	13m	8.5m	10.5m	84cm
	U19	110m	10	13.72m	9.14m	14.02m	91.4cm

CARNIVAL PROGRAM

Event							Curent Record			
#	Time	Gender	Age	Div	Site	Result	Year	Athlete	School	
1	9:00	B	U19	Javelin 700g	I	J1	65.86	2016	Jesse Schelfhout	La Salle
2	9:00	B	U15	Shot Put 4kg	II	C3	16.23m	2020	Robert Marchesi-Scott	Mazenod
3	9:00	B	U15	Shot Put 4kg	I	C3				
4	9:00	B	U16	High Jump	II	S1	1.95m	1994	Ben Piggott	Bunbury CC
5	9:00	B	U16	High Jump	I	S1				
6	9:00	B	U19	High Jump	II	S2	2.02m	2016	Johnathan Chegwiddden-Jack	Seton
7	9:00	B	U19	High Jump	I	S2				
8	9:00	B	U14	Discus 1kg	II	D3	48.10m	2019	Robert Marchesi-Scott	Mazenod
9	9:00	B	U19	Javelin 700g	II	J3	65.86	2016	Jesse Schelfhout	La Salle College
10	9:00	G	U13	Javelin 400g	I	J2	36.73m	2018	Siena Tonkin	Sacred Heart
11	9:00	B	U16	Shot Put 4kg	II	C4	18.21m	2018	Etienne Rousseau	Kingsway CC
12	9:00	B	U16	Shot Put 4kg	I	C4				
13	9:00	G	U14	Long Jump	II	P3	5.46m	2013	Ashlee Glands	Kolbe College
14	9:00	G	U14	Long Jump	I	P3				
15	9:00	B	U15	Long Jump	II	P4	6.80m	2013	Jake Balestra	John Septimus Roe
16	9:00	B	U15	Long Jump	I	P4				
17	9:00	G	U16	Long Jump	II	P5	5.56m	1999	Shermin Oksuz	Mercedes
18	9:00	G	U16	Long Jump	I	P5				
19	9:00	G	U13	80m Hurdles	II		00:13.14	2014	Sophie White	Tranby College
20	9:04	G	U13	80 mHurdles	I					
21	9:05	G	U13	1500m	II		04:41.94	2017	Rhianna Hepburn	St Mark's ACS
22	9:05	G	U13	1500m	I					
23	9:08	B	U13	80m Hurdles	II		00:12.73	2015	Ethan Luu	John Septimus Roe
24	9:12	B	U13	80 mHurdles	I					
25	9:13	B	U13	1500m	II		04:34.12	2014	Luke Shaw	Kennedy Baptist
26	9:13	B	U13	1500m	I					
27	9:16	G	U14	80m Hurdles	II		00:12.60	2015	Sophie White	Tranby College
28	9:20	G	U14	80 mHurdles	I					
29	9:21	G	U14	1500m	II		04:35.75	2021	Danielle Graham	Peter Moyes ACS
30	9:21	G	U14	1500m	I					
31	9:24	B	U14	90m Hurdles	II		00:12.32	2016	Ethan Luu	John Septimus Roe
32	9:28	B	U14	90 mHurdles	I					
33	9:29	B	U14	1500m	II		04:25.05	2015	Luke Shaw	Kennedy Baptist
34	9:29	B	U14	1500m	I					
35	9:30	B	U14	Discus 1kg	I	D1	48.10m	2019	Robert Marchesi-Scott	Mazenod College
36	9:30	G	U16	Discus 1kg	II	D3	42.43m	2023	Lauren Kelly	Australian Christian
37	9:30	G	U13	Javelin 400g	II	J3	36.73m	2018	Siena Tonkin	Sacred Heart
38	9:30	B	U13	Shot Put 3kg	II	C1	14.45m	2023	Rocco Parlongo	Sacred Heart
39	9:30	B	U13	Shot Put 3kg	I	C1				
40	9:30	G	U16	Discus 1kg	I	D2	42.43m	2023	Lauren Kelly	Australian Christian

CARNIVAL PROGRAM

Event							Curent Record			
#	Time	Gender	Age		Div	Site	Result	Year	Athlete	School
41	9:32	G	U15	90m Hurdles	II		00:12.93	2016	Sophie White	Tranby College
42	9:36	G	U15	90 mHurdles	I					
43	9:37	G	U15	1500m	II		04:37.86	2023	Lyla Stewart	John XXIII
44	9:37	G	U15	1500m	I					
45	9:40	G	U16	90m Hurdles	II		00:12.82	2017	Sophie White	Tranby College
46	9:44	G	U16	90 mHurdles	I					
47	9:45	B	U15	1500m	II		04:16.49	2021	Dante Armstrong	Irene McCormack
48	9:45	B	U15	1500m	I					
49	9:45	G	U14	Javelin 400g	I	J2	38.74m	2019	Siena Tonkin	Sacred Heart
50	9:48	G	U19	100m Hurdles	II		00:13.89	2018	Sophie White	Tranby College
51	9:52	G	U19	100m Hurdles	I					
52	9:53	G	U16	1500m	II		04:36.00	2019	Kayla Van Der Linden	Corpus Christi
53	9:53	G	U16	1500m	I					
54	9:55	G	U13	High Jump	II	S1	1.57m	2022	Mila Joubert	Kingsway
55	9:55	G	U13	High Jump	I	S1				
56	9:55	G	U19	High Jump	II	S2	1.79m	2006	Zoe Timmers	St Stephen's, Duncraig
57	9:55	G	U19	High Jump	I	S2				
58	9:56	B	U15	100m Hurdles	II		00:13.66	2017	Ethan Luu	John Septimus Roe
59	10:00	B	U15	100m Hurdles	I					
60	10:00	B	U16	Javelin 700g	I	J1	59.68m	1997	Andrew Hall	Mazenod
61	10:00	B	U15	Discus 1kg	II	D3	57.84m	2020	Robert Marchesi-Scott	Mazenod
62	10:00	B	U16	Javelin 700g	II	J3	59.68m	1997	Andrew Hall	Mazenod
63	10:01	B	U16	1500m	II		04:07.71	2013	Ben Chamberlain	Newman College
64	10:01	B	U16	1500m	I					
65	10:04	B	U16	100m Hurdles	II		00:13.13	2015	Liam Van Der Spuy	Peter Moyes ACS
66	10:08	B	U16	100m Hurdles	I					
67	10:09	G	U19	1500m	II		04:41.62	2001	Aleisha Anderson	All Saints'
68	10:09	G	U19	1500m	I					
69	10:12	B	U19	110m Hurdles	II		00:13.98	2009	Andrew Emsavana	CBC Fremantle
70	10:15	G	U13	Shot Put 3kg	II	C3	11.00m	2022	Madeline Pitt	Helena College
71	10:15	G	U13	Shot Put 3kg	I	C3				
72	10:15	G	U15	Discus 1kg	I	D2	36.31m	1986	A Plowicz	St Thomas Aquinas
73	10:15	B	U19	Shot Put 5kg	II	C4	17.39m	2020	Tyler De Lacy	John Septimun Roe
74	10:15	B	U19	Shot Put 5kg	I	C4				
75	10:15	G	U15	Long Jump	II	P3	5.78m	2003	Larissa Pery	St Mark's ACS
76	10:15	G	U15	Long Jump	I	P3				
77	10:15	B	U14	Long Jump	II	P4	6.46m	2012	Jake Balestra	John Septimus Roe
78	10:15	B	U14	Long Jump	I	P4				
79	10:15	B	U13	Long Jump	II	P5	5.59m	2015	Ethan Luu	John Septimus Roe
80	10:15	B	U13	Long Jump	I	P5				

CARNIVAL PROGRAM

Event							Current Record			
#	Time	Gender	Age	Event	Div	Site	Result	Year	Athlete	School
81	10:16	B	U19	110m Hurdles	I		00:13.98	2009	Andrew Emsavana	CBC Fremantle
82	10:17	B	U19	1500m	II		03:56.28	2015	Matthew Ramsden	Kolbe College
83	10:17	B	U19	1500m	I					
84	10:26	G	U13	200m	II		00:26.13	2019	Sienna Fillis	Corpus Christi
85	10:29	G	U13	200m	I					
86	10:30	B	U15	Discus 1kg	I	D1	57.84m	2020	Robert Marchesi-Scott	Mazenod
87	10:30	G	U15	Discus 1kg	II	D3	36.31m	1986	A Polwicz	St Thomas Aquinas
88	10:30	G	U14	Javelin 400g	II	J3	38.74m	2019	Siena Tonkin	Sacred Heart
89	10:32	B	U13	200m	II		00:24.38	2015	Ethan Luu	John Septimus Roe
90	10:35	B	U13	200m	I					
91	10:38	G	U14	200m	II		00:25.15	2023	Emilia Reed	Sacred Heart
92	10:41	G	U14	200m	I					
93	10:44	B	U14	200m	II		00:23.65	2016	Ethan Luu	John Septimus Roe
94	10:47	B	U14	200m	I					
95	10:50	G	U14	High Jump	II	S1	1.67m	2023	Mila Joubert	Kingsway CC
96	10:50	G	U14	High Jump	I	S1				
97	10:50	B	U13	High Jump	II	S2	1.67m	2015	Logan Foley	Prendiville College
98	10:50	B	U13	High Jump	I	S2				
99	10:50	G	U15	200m	II		00:24.40	2009	Brooke Pires-Parenzee	Santa Maria
100	10:53	G	U15	200m	I					
101	10:56	B	U15	200m	II		00:22.71	2013	Jake Balestra	John Septimus Roe
102	10:59	B	U15	200m	I					
103	11:00	B	U14	Javelin 600g	I	J1	51.98m	1986	A Frew	Mazenod
104	11:00	B	U19	Discus	II	D3	55.18m	2020	Etienne Rousseau	Kingsway CC
105	11:00	B	U14	Javelin 600g	II	J3	51.98m	1986	A Frew	Mazenod
106	11:00	G	U13	Discus 750g	I	D2	31.99m	2022	Madeline Pitt	Helena College
107	11:02	G	U16	200m	II		00:24.93	2017	Sophie White	Tranby College
108	11:05	G	U16	200m	I					
109	11:08	B	U16	200m	II		00:22.24	2011	Calvin Borowski	John Septimus Roe
110	11:11	B	U16	200m	I					
111	11:14	G	U19	200m	II		00:24.50	2022	Angel Turner	Kingsway CC
112	11:15	G	U15	Shot Put 3kg	II	C3	13.37m	1992	Brigitte Payze	Santa Maria College
113	11:15	G	U15	Shot Put 3kg	I	C3				
114	11:15	G	U15	Javelin 500g	I	J2	42.89m	2023	Ella Harbison	St Stephen's, D
115	11:15	G	U16	Shot Put 3kg	II	C4	14.48m	2023	Lauren Kelly	Australian Christian
116	11:15	G	U16	Shot Put 3kg	I	C4				
117	11:17	G	U19	200m	I		00:24.50	2022	Angel Turner	Kingsway CC
118	11:20	B	U19	200m	II		00:21.50	2009	Andrew Emsavana	CBC Fremantle
119	11:23	B	U19	200m	I					
120	11:27	G	U13	100m	II		00:12.74	2019	Sienna Fillis	Corpus Christi

CARNIVAL PROGRAM

Event							Current Record			
#	Time	Gender	Age	Div	Site	Result	Year	Athlete	School	
121	11:28	G	U13	800m	II	02:18.99	2020	Danielle Graham	Quinns BC	
122	11:28	G	U13	800m	I					
123	11:30	B	U19	Discus 1.5kg	I D1	55.18m	2020	Etienne Rousseau	Kingsway CC	
124	11:30	G	U13	Discus 750g	II D3	31.99m	2022	Madeline Pitt	Helena College	
125	11:30	G	U19	Javelin 500g	II J3	42.69m	2022	Siena Tonkin	Sacred Heart	
126	11:30	G	U14	Shot Put 3kg	II C1	13.45m	2021	Lauren Kelly	Corpus Christi	
127	11:30	G	U14	Shot Put 3kg	I C1					
128	11:30	G	U13	Long Jump	II P3	5.07m	2017	Angelica Turner	Kingsway CC	
129	11:30	G	U13	Long Jump	I P3					
130	11:30	B	U16	Long Jump	II P4	6.72m	2014	Jake Balestra	John Septimus Roe	
131	11:30	B	U16	Long Jump	I P4					
132	11:30	B	U19	Long Jump	II P5	7.04m	1958 2021	J Baguley Kye Brindle	CBC Fremantle Kennedy BC	
133	11:30	B	U19	Long Jump	I P5					
134	11:31	G	U13	100m	I	00:12.74	2019	Sienna Fillis	Corpus Christi	
135	11:33	B	U13	100m	II	00:12.06	2015	Ethan Luu	John Septimus Roe	
136	11:34	B	U13	800m	II	02:14.32	2014	Luke Shaw	Kennedy Baptist	
137	11:34	B	U13	800m	I					
138	11:37	B	U13	100m	I	00:12.06	2015	Ethan Luu	John Septimus Roe	
139	11:39	G	U14	100m	II	00:12.34	2023	Emilia Reed	Sacred Heart	
140	11:40	G	U14	800m	II	02:15.67	2017	Kayla Van Der Linden	Corpus Christi	
141	11:40	G	U14	800m	I					
142	11:43	G	U14	100m	I	00:12.34	2023	Emilia Reed	Sacred Heart	
143	11:45	B	U14	High Jump	II S1	1.74m	1992	A Duplex & B Piggott	Bunbury CC	
144	11:45	B	U14	High Jump	I S1		2011	Joshua Rotham	St Mark's	
							2016	Ethan Luu	John Septimus Roe	
							2016	Aeden Hale	Mazenod College	
145	11:45	G	U15	High Jump	II S2	1.63m	1999	Casey Narrier	Aranmore	
146	11:45	G	U15	High Jump	I S2					
147	11:45	G	U14	Discus 1kg	I D2	36.78m	1987	Claire Finucane	De Vialar	
148	11:45	B	U14	100m	II	00:11.49	2016	Ethan Luu	John Septimus Roe	
149	11:46	B	U14	800m	II	02:09.14	2006	Eoghan Curtin	John XXIII	
150	11:46	B	U14	800m	I					
151	11:49	B	U14	100m	I	00:11.49	2016	Ethan Luu	John Septimus Roe	
152	11:51	G	U15	100m	II	00:12.07	2009	Brooke Pires-Parenzee	Santa Maria	
153	11:52	G	U15	800m	II	02:19.06	2022	Isabella Bidesi	Bunbury CGS	
154	11:52	G	U15	800m	I					
155	11:55	G	U15	100m	I	00:12.07	2009	Brooke Pires-Parenzee	Santa Maria	
156	11:57	B	U15	100m	II	00:11.18	1999	Alex Hughes	St Stephen's, D	
157	11:58	B	U15	800m	II	02:05.83	2017	James Cork	Ursula Frayne	
158	11:58	B	U15	800m	I					
159	12:00	B	U13	Javelin 600g	I J1	44.61m	2015	Logan Foley	Prendville College	
160	12:00	B	U16	Discus 1kg	II D3	58.59m	2018	Etienne Rousseau	Kingsway CC	

CARNIVAL PROGRAM

Event							Current Record			
#	Time	Gender	Age	Div	Site	Result	Year	Athlete	School	
161	12:00	B	U13	Javelin 600g	II	J3	44.61m	2015	Logan Foley	Prendiville College
162	12:00	G	U16	Javelin 500g	I	J2	44.43m	2019	Jade Patching	Corpus Christi
163	12:01	B	U15	100m	I		00:11.18	1999	Alex Hughes	St Stephen's, D
164	12:03	G	U16	100m	II		00:12.25	1984	Denise Maher	Mercedes
165	12:04	G	U16	800m	II		02:12.99	2019	Kayla Van Der Linden	Corpus Christi
166	12:04	G	U16	800m	I					
167	12:07	G	U16	100m	I		00:12.25	1984	Denise Maher	Mercedes
168	12:09	B	U16	100m	II		00:11.05	1994	S Turco	La Salle
169	12:10	B	U16	800m	II		01:59.89	2013	Liam Jason	Sacred Heart
170	12:10	B	U16	800m	I					
171	12:13	B	U16	100m	I		00:11.05	1994	S Turco	La Salle
172	12:15	B	U14	Shot Put 3kg	II	C3	16.54m	2019	Robert Marchesi-Scott	Mazenod College
173	12:15	B	U14	Shot Put 3kg	I	C3				
174	12:15	G	U19	Shot Put 3kg	II	C4	15.08m	1986	Vanessa French	St Brigid's College
175	12:15	G	U19	Shot Put 3kg	I	C4				
176	12:15	G	U19	100m	II		00:11.85	2023	Olivia Dodds	John Wollaston
177	12:16	G	U19	800m	II		02:08.62	1990	S Paterson	St Brigid's
178	12:16	G	U19	800m	I					
179	12:19	G	U19	100m	I		00:11.85	2023	Olivia Dodds	John Wollaston
180	12:21	B	U19	100m	II		00:10.68	2013	Christopher Miller	Kennedy BC
181	12:22	B	U19	800m	II		01:50.28	1983	Barry Acres	Servite
182	12:22	B	U19	800m	I					
183	12:25	B	U19	100m	I		00:10.68	2013	Christopher Miller	Kennedy BC
184	12:30	B	U16	Discus 1kg	I	D1	58.59m	2018	Etienne Rousseau	Kingsway CC
185	12:30	G	U14	Discus 1kg	II	D3	36.78m	1987	Claire Finucane	De Vialar
186	12:30	G	U16	Javelin 500g	II	J2	44.43m	2019	Jade Patching	Corpus Christi
187	12:30	G	U15	Javelin 500g	II	J3	42.89m	2023	Ella Harbison	St Stephen's, D
188	12:30	G	U19	Discus 1kg	I	D2	43.74m	1986	Vanessa French	St Brigid's
189	12:30	G	U13	400m	II		01:00.54	2023	Mia Shelley	Peter Moyes ACS
190	12:33	G	U13	400m	I					
191	12:36	B	U13	400m	II		00:55.81	2015	Ethan Luu	John Septimus Roe
192	12:39	B	U13	400m	I					
193	12:40	B	U15	High Jump	II	S1	1.82m	2019	Jack Whiteside	Mundaring CC
194	12:40	B	U15	High Jump	I	S1				
195	12:40	G	U16	High Jump	II	S2	1.67m	2020	Sophie Crowley	Kingsway CC
196	12:40	G	U16	High Jump	I	S2				
197	12:42	G	U14	400m	II		00:58.71	2008	Brooke Pires-Parenzee	Santa Maria
198	12:45	G	U14	400m	I					
199	12:45	G	U19	Long Jump	II	P3	5.90m	2006	Larissa Perry	St Mark's ACS
200	12:45	G	U19	Long Jump	I	P3				

CARNIVAL PROGRAM

Event							Current Record			
#	Time	Gender	Age	Event	Div	Site	Result	Year	Athlete	School
201	12:48	B	U14	400m	II		00:54.05	2016	Ethan Luu	John Septimus Roe
202	12:51	B	U14	400m	I					
203	12:54	G	U15	400m	II		00:56.44	2019	Angel Turner	Kingsway CC
204	12:57	G	U15	400m	I					
205	13:00	B	U15	400m	II		00:52.75	2015	Riley Armstrong	John Septimus Roe
206	13:00	B	U15	Javelin 700g	I	J1	52.70m	2019	A. Larranaga-Boyle	CBC Fremantle
207	13:00	B	U13	Discus 1kg	II	D3	38.65m	2023	Rocco Parlongo	Sacred Heart
208	13:00	B	U15	Javelin 700g	II	J3	52.70m	2019	A. Larranaga-Boyle	CBC Fremantle
209	13:03	B	U15	400m	I		00:52.75	2015	Riley Armstrong	John Septimus Roe
210	13:06	G	U16	400m	II		00:57.64	2020	Angle Turner	Kingsway CC
211	13:09	G	U16	400m	I					
212	13:12	B	U16	400m	II		00:51.03	2019	Ethan Light	Mandurah BC
213	13:15	B	U16	400m	I					
214	13:15	B	U13	Discus 1kg	I	D1	38.65m	2023	Rocco Parlongo	Sacred Heart
215	13:15	G	U19	Discus 1kg	II	D2	43.74m	1986	Vanessa French	St Brigid's
216	13:15	G	U19	Javelin 500g	I	J2	42.69m	2022	Siena Tonkin	Sacred Heart
217	13:18	G	U19	400m	II		00:56.55	2017	Alex Fraser	Kennedy Baptist
218	13:21	G	U19	400m	I					
219	13:24	B	U19	400m	II		00:48.78	1983	Barry Acres	Servite
220	13:27	B	U19	400m	I					
221	13:37	G	U13	Relay	I		00:53.72	2011		Newman
222	13:41	B	U13	Relay	I		00:51.05	2014		Kennedy Baptist
223	13:45	G	U14	Relay	I		00:52.26	2014		Lumen Christi
224	13:49	B	U14	Relay	I		00:48.54	2018		CBC Fremantle
225	13:53	G	U15	Relay	I		00:51.59	2017		Corpus Christi
226	13:57	B	U15	Relay	I		00:46.90	2016		Chisholm College
227	14:01	G	U16	Relay	I		00:50.94	2019		Sacred Heart
228	14:05	B	U16	Relay	I		00:45.17	2017		St Norbert College
229	14:09	G	U19	Relay	I		00:49.37	1981		John XXIII
230	14:13	B	U19	Relay	I		00:43.62	2019		St Norbert College

ACC SPORTS

catch it live on Streamer

Athletics 2024

LIVE STREAM

Get the link from your school

PROGRAM - BY AGE GROUP

U13 Girls

Event	Time	Event	Div	Site
10	9:00	Javelin 400g	I	J2
19	9:00	80m Hurdles	II	
20	9:04	80m Hurdles	I	
21	9:05	1500m	II	
22	9:05	1500m	I	
37	9:30	Javelin 400g	II	J3
54	9:55	High Jump	II	S1
55	9:55	High Jump	I	S1
70	10:15	Shot Put 3kg	II	C3
71	10:15	Shot Put 3kg	I	C3
84	10:26	200m	II	
85	10:29	200m	I	
106	11:00	Discus 750g	I	D2
120	11:27	100m	II	
121	11:28	800m	II	
122	11:28	800m	I	
124	11:30	Discus 750g	II	D3
128	11:30	Long Jump	II	P3
129	11:30	Long Jump	I	P3
134	11:31	100m	I	
189	12:30	400m	II	
190	12:33	400m	I	
221	13:37	Relay	I	

U13 Boys

Event	Time	Event	Div	Site
23	9:08	80m Hurdles	II	
24	9:12	80m Hurdles	I	
25	9:13	1500m	II	
26	9:13	1500m	I	
38	9:30	Shot Put 3kg	II	C1
39	9:30	Shot Put 3kg	I	C1
79	10:15	Long Jump	II	P5
80	10:15	Long Jump	I	P5
89	10:32	200m	II	
90	10:35	200m	I	
97	10:50	High Jump	II	S2
98	10:50	High Jump	I	S2
135	11:33	100m	II	
136	11:34	800m	II	
137	11:34	800m	I	
138	11:37	100m	I	
159	12:00	Javelin 600g	I	J1
161	12:00	Javelin 600g	II	J3
191	12:36	400m	II	
192	12:39	400m	I	
207	13:00	Discus 1kg	II	D3
214	13:15	Discus 1kg	I	D1
222	13:41	Relay	I	

U14 Girls

Event	Time	Event	Div	Site
13	9:00	Long Jump	II	P3
14	9:00	Long Jump	I	P3
27	9:16	80m Hurdles	II	
28	9:20	80m Hurdles	I	
29	9:21	1500m	II	
30	9:21	1500m	I	
49	9:45	Javelin 400g	I	J2
88	10:30	Javelin 400g	II	J3
91	10:38	200m	II	
92	10:41	200m	I	
95	10:50	High Jump	II	S1
96	10:50	High Jump	I	S1
126	11:30	Shot Put 3kg	II	C1
127	11:30	Shot Put 3kg	I	C1
139	11:39	100m	II	
140	11:40	800m	II	
141	11:40	800m	I	
142	11:43	100m	I	
147	11:45	Discus 1kg	I	D2
185	12:30	Discus 1kg	II	D3
197	12:42	400m	II	
198	12:45	400m	I	
223	13:45	Relay	I	

U14 Boys

Event	Time	Event	Div	Site
8	9:00	Discus 1kg	II	D3
31	9:24	90m Hurdles	II	
32	9:28	90m Hurdles	I	
33	9:29	1500m	II	
34	9:29	1500m	I	
35	9:30	Discus 1kg	I	D1
77	10:15	Long Jump	II	P4
78	10:15	Long Jump	I	P4
93	10:44	200m	II	
94	10:47	200m	I	
103	11:00	Javelin 600g	I	J1
105	11:00	Javelin 600g	II	J3
143	11:45	High Jump	II	S1
144	11:45	High Jump	I	S1
148	11:45	100m	II	
149	11:46	800m	II	
150	11:46	800m	I	
151	11:49	100m	I	
172	12:15	Shot Put 3kg	II	C3
173	12:15	Shot Put 3kg	I	C3
201	12:48	400m	II	
202	12:51	400m	I	
224	13:49	Relay	I	

PROGRAM - BY AGE GROUP

U15 Girls

Event	Time	Event	Div	Site
41	9:32	90m Hurdles	II	
42	9:36	90m Hurdles	I	
43	9:37	1500m	II	
44	9:37	1500m	I	
72	10:15	Discus 1kg	I	D2
75	10:15	Long Jump	II	P3
76	10:15	Long Jump	I	P3
87	10:30	Discus 1kg	II	D3
99	10:50	200m	II	
100	10:53	200m	I	
112	11:15	Shot Put 3kg	II	C3
113	11:15	Shot Put 3kg	I	C3
114	11:15	Javelin 500g	I	J2
145	11:45	High Jump	II	S2
146	11:45	High Jump	I	S2
152	11:51	100m	II	
153	11:52	800m	II	
154	11:52	800m	I	
155	11:55	100m	I	
187	12:30	Javelin 500g	II	J3
203	12:54	400m	II	
204	12:57	400m	I	
225	13:53	Relay	I	

U15 Boys

Event	Time	Event	Div	Site
2	9:00	Shot Put 4kg	II	C3
3	9:00	Shot Put 4kg	I	C3
15	9:00	Long Jump	II	P4
16	9:00	Long Jump	I	P4
47	9:45	1500m	II	
48	9:45	1500m	I	
58	9:56	100m Hurdles	II	
59	10:00	100m Hurdles	I	
61	10:00	Discus 1kg	II	D3
86	10:30	Discus 1kg	I	D1
101	10:56	200m	II	
102	10:59	200m	I	
156	11:57	100m	II	
157	11:58	800m	II	
158	11:58	800m	I	
163	12:01	100m	I	
193	12:40	High Jump	II	S1
194	12:40	High Jump	I	S1
205	13:00	400m	II	
206	13:00	Javelin 700g	I	J1
208	13:00	Javelin 700g	II	J3
209	13:03	400m	I	
226	13:57	Relay	I	

U16 Girls

Event	Time	Event	Div	Site
17	9:00	Long Jump	II	P5
18	9:00	Long Jump	I	P5
36	9:30	Discus 1kg	II	D3
40	9:30	Discus 1kg	I	D2
45	9:40	90m Hurdles	II	
46	9:44	90m Hurdles	I	
52	9:53	1500m	II	
53	9:53	1500m	I	
107	11:02	200m	II	
108	11:05	200m	I	
115	11:15	Shot Put 3kg	II	C4
116	11:15	Shot Put 3kg	I	C4
162	12:00	Javelin 500g	I	J2
164	12:03	100m	II	
165	12:04	800m	II	
166	12:04	800m	I	
167	12:07	100m	I	
186	12:30	Javelin 500g	II	J2
195	12:40	High Jump	II	S2
196	12:40	High Jump	I	S2
210	13:06	400m	II	
211	13:09	400m	I	
227	14:01	Relay	I	

U16 Boys

Event	Time	Event	Div	Site
4	9:00	High Jump	II	S1
5	9:00	High Jump	I	S1
11	9:00	Shot Put 4kg	II	C4
12	9:00	Shot Put 4kg	I	C4
60	10:00	Javelin 700g	I	J1
62	10:00	Javelin 700g	II	J3
63	10:01	1500m	II	
64	10:01	1500m	I	
65	10:04	100m Hurdles	II	
66	10:08	100m Hurdles	I	
109	11:08	200m	II	
110	11:11	200m	I	
130	11:30	Long Jump	II	P4
131	11:30	Long Jump	I	P4
160	12:00	Discus 1kg	II	D3
168	12:09	100m	II	
169	12:10	800m	II	
170	12:10	800m	I	
171	12:13	100m	I	
184	12:30	Discus 1kg	I	D1
212	13:12	400m	II	
213	13:15	400m	I	
228	14:05	Relay	I	

PROGRAM - BY AGE GROUP

U19 Girls

Event	Time	Event	Div	Site
50	9:48	100m Hurdles	II	
51	9:52	100m Hurdles	I	
56	9:55	High Jump	II	S2
57	9:55	High Jump	I	S2
67	10:09	1500m	II	
68	10:09	1500m	I	
111	11:14	200m	II	
117	11:17	200m	I	
125	11:30	Javelin 500g	II	J3
174	12:15	Shot Put 3kg	II	C4
175	12:15	Shot Put 3kg	I	C4
176	12:15	100m	II	
177	12:16	800m	II	
178	12:16	800m	I	
179	12:19	100m	I	
188	12:30	Discus 1kg	I	D2
199	12:45	Long Jump	II	P3
200	12:45	Long Jump	I	P3
215	13:15	Discus 1kg	II	D2
216	13:15	Javelin 500g	I	J2
217	13:18	400m	II	
218	13:21	400m	I	
229	14:09	Relay	I	

U19 Boys

Event	Time	Event	Div	Site
1	9:00	Javelin 700g	I	J1
6	9:00	High Jump	II	S2
7	9:00	High Jump	I	S2
9	9:00	Javelin 700g	II	J3
69	10:12	110m Hurdles	II	
73	10:15	Shot Put 5kg	II	C4
74	10:15	Shot Put 5kg	I	C4
81	10:16	110m Hurdles	I	
82	10:17	1500m	II	
83	10:17	1500m	I	
104	11:00	Discus	II	D3
118	11:20	200m	II	
119	11:23	200m	I	
123	11:30	Discus 1.5kg	I	D1
132	11:30	Long Jump	II	P5
133	11:30	Long Jump	I	P5
180	12:21	100m	II	
181	12:22	800m	II	
182	12:22	800m	I	
183	12:25	100m	I	
219	13:24	400m	II	
220	13:27	400m	I	
230	14:13	Relay	I	



Real-time results
can also be viewed via the
Meet Mobile: Track & Field app.






2023 Divisional Carnival Winners

- A division Sacred Heart College
- B division Mater Dei College
- C division Kolbe Catholic College
- D division Kingsway Christian College
- E division Ursula Frayne Catholic College
- F division Court Grammar School
- G division South Coast Baptist College
- H division Grace Christian School
- I division St John Bosco College
- J division Cornerstone Christian College



A History of Results of the ACC annual divisional carnivals from 1942 to 2023 can be viewed on the ACC website.



CARNIVAL DIVISIONS 2024

A DIVISION - Wednesday 11 September

CBC Fremantle
Chisholm College
Corpus Christi College
John XXIII College
Mazenod College
Mercedes College
Newman College
Peter Moyes ACS
Sacred Heart College
St Brigid's

C DIVISION - Monday 9 September

All Saints' College
Emmanuel Catholic College
Guildford Grammar School
Irene McCormack CC
Kingsway Christian College
Mandurah Catholic College
Seton Catholic College
St Norbert College

E DIVISION - Wednesday 4 September

Carey Baptist College, Harrisdale
Court Grammar School
Georgiana Molloy Anglican School
Helena College
Mandurah Baptist College
Providence Christian College
St Mary MacKillop College
Swan Christian College

G DIVISION - Monday 2 September

Grace Christian School
Living Waters Lutheran College
Mother Teresa Catholic College
Peter Carnley ACS
Rehoboth Christian College
St George's AGS
St James' Anglican School
St Joseph's College, Albany

I DIVISION - Thursday 29 August

Carey Baptist College, Forrestdale
Cornerstone Christian College
Foundation Christian College
Fremantle Christian College
Geraldton Christian College
Immaculate Heart College
St Andrew's Grammar
The King's College

B DIVISION - Thursday 12 September

John Septimus Roe ACS
Kolbe Catholic College
Lake Joondalup Baptist College
Mater Dei College
Nagle Catholic College
Prendiville Catholic College
St Mark's ACS
St Stephen's School, Duncraig

D DIVISION - Friday 13 September

Aranmore Catholic College
John Paul College
Kennedy Baptist College
La Salle College
Lumen Christi College
Mercy College
Quinns Baptist College
Ursula Frayne Catholic College

F DIVISION - Tuesday 3 September

Bunbury Cathedral Grammar School
Frederick Irwin Anglican School
Holy Cross College
John Wollaston Anglican School
Servite College
South Coast Baptist College
St Stephen's School, Carramar
Swan Valley ACS

H DIVISION - Friday 30 August

Austin Cove Baptist College
Dale Christian School
Ellenbrook Christian College
Emmanuel Christian Community School
Mundaring Christian College
St John Bosco College
St Joseph's School, Northam
Tranby College

J DIVISION - Wednesday 28 August

Alkimos Baptist College
Australian Christian College
Edmund Rice College
Esperance ACS
Heritage College Perth
International School of WA
Salvado Catholic College
Southern Hills Christian College
St Mary Star of the Sea